

Linear Guide Clamp

Description

LMR	-	0816	-	<input type="checkbox"/>
LBR	-	1428	-	<input type="checkbox"/>
Clamp Type		Open Range		Fixing Way
LMR: Micro LBR: Medium /Heavy				K: Knob C: Clamp Lever



Part List

P/N	Part Name	Q'ty	Material	Surface Treatment
1	Housing	1	S45C	Electroless Nickel Plating
2	Block	2		Black Oxidie
3	Hand Thread	1	K.T.	Black
4	Lever / Knob	1		

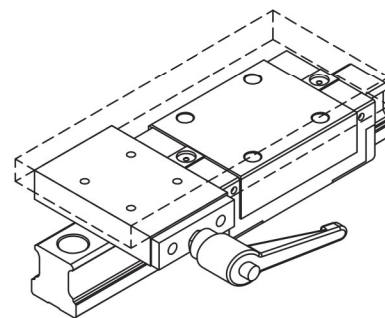
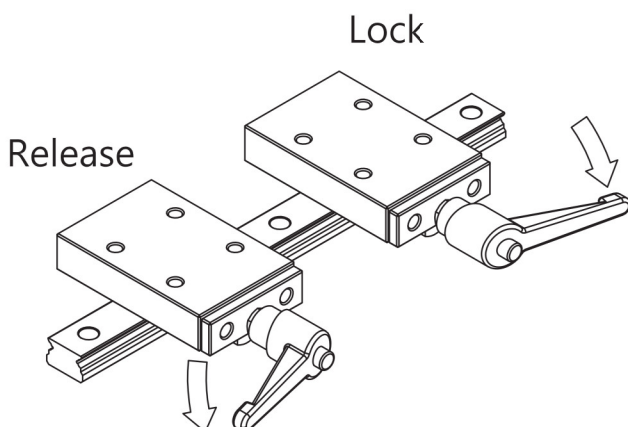
LMR-0816-

- Tightening Torque(Reference)
 - Tightening Torque : 2.5N.m
 - Retaining Force : 400N
- Opening Range of Contacts
 - 8~16 mm

LBR-1428-

- Tightening Torque(Reference)
 - Tightening Torque : 2.5N.m
 - Retaining Force : 400N
- Opening Range of Contacts
 - 14~28mm

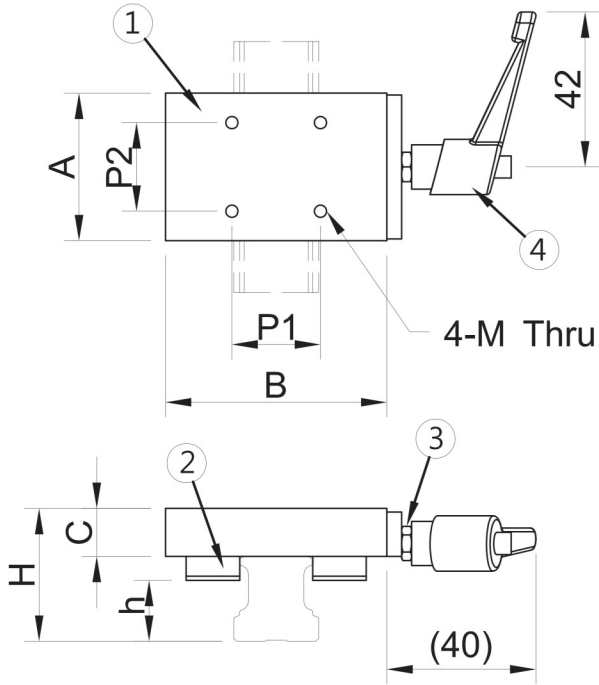
Instruction



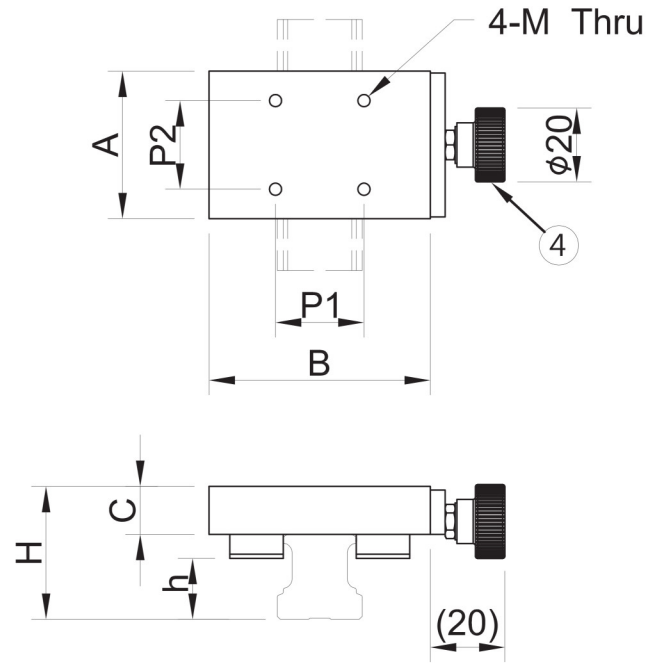
- Use connecting board to combine clamp and block, and then you can locate and lock the block as your request

LBR-1428-□

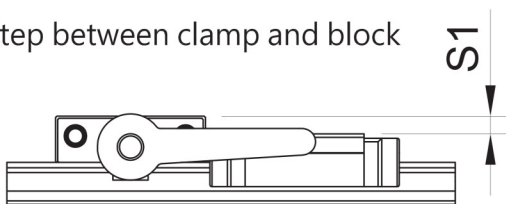
Clamp Lever Type



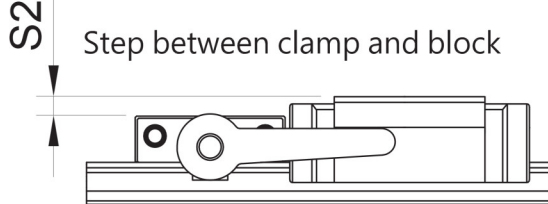
Knob Type



Step between clamp and block S1



Step between clamp and block S2



■ Specifications LBR-1428-□

Guide Model	S1	S2	A	B	C	P1	P2	H	h	M
BRC15A0/LA	3	—	40	60	13	25	25	27	7.5	M5
BRC15R0/LR	—	1								
BRC15U0/SU	3	—								
BRC20A0/LA	1	—	40	60	13	25	25	31	11.5	M5
BRC20R0/LR	1	—								
BRC20U0/SU	3	—								
BRC25A0/LA	—	1	40	60	13	25	25	35	15.5	M5
BRC25R0/LR	—	5								
BRC25U0/SU	3	—								

This clamp is for standard linear guides which's width is 15, 20, 25mm.